

# PARENTING TECHNOLOGY: IS YOUR HOME PROTECTED?

George May ([gmay@calvarychurch.org](mailto:gmay@calvarychurch.org))

Dale Weaver ([dale@weavweb.net](mailto:dale@weavweb.net))

Calvary Church

September 23, 2018

[parentingtechnology.org](http://parentingtechnology.org)



The background of the image features a pattern of small, semi-transparent dots in shades of light blue and green, arranged in a grid-like fashion that fades out towards the right side.

**why?**



**Engage wisely with  
technology  
in your home**

Do not be conformed to  
this world, but be  
transformed by the  
renewal of your mind,  
that by testing you may  
discern what is the will of  
God, what is good and  
acceptable and perfect.

-Romans 12:2



# Before we begin...

- The target is the heart!
- Ongoing conversations are key
- These are guidelines and recommendations

**We are training  
our children  
on how to engage  
with culture &  
technology**

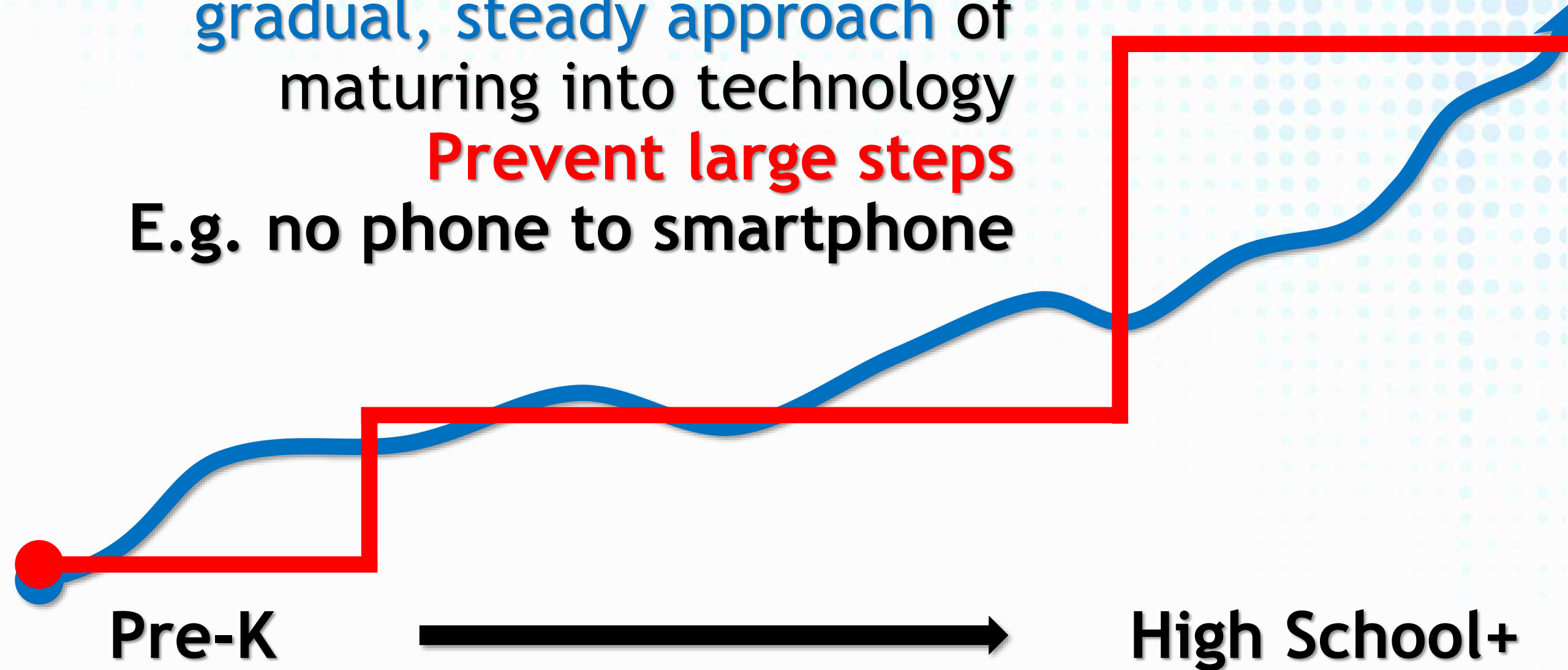
**Isolate**  
**Insulate**  
**Influence**



Parent with a **consistent,  
gradual, steady approach** of  
maturing into technology

**Prevent large steps**

**E.g. no phone to smartphone**







Latest in Gear



Android at 10: Google's mobile OS has come a long way

16m ago



Japan's Hayabusa 2 mission lands on target asteroid

2h ago



Sennheiser is making spatial audio accessories for Magic

# Google's 'Family Link' parental controls expands to teens

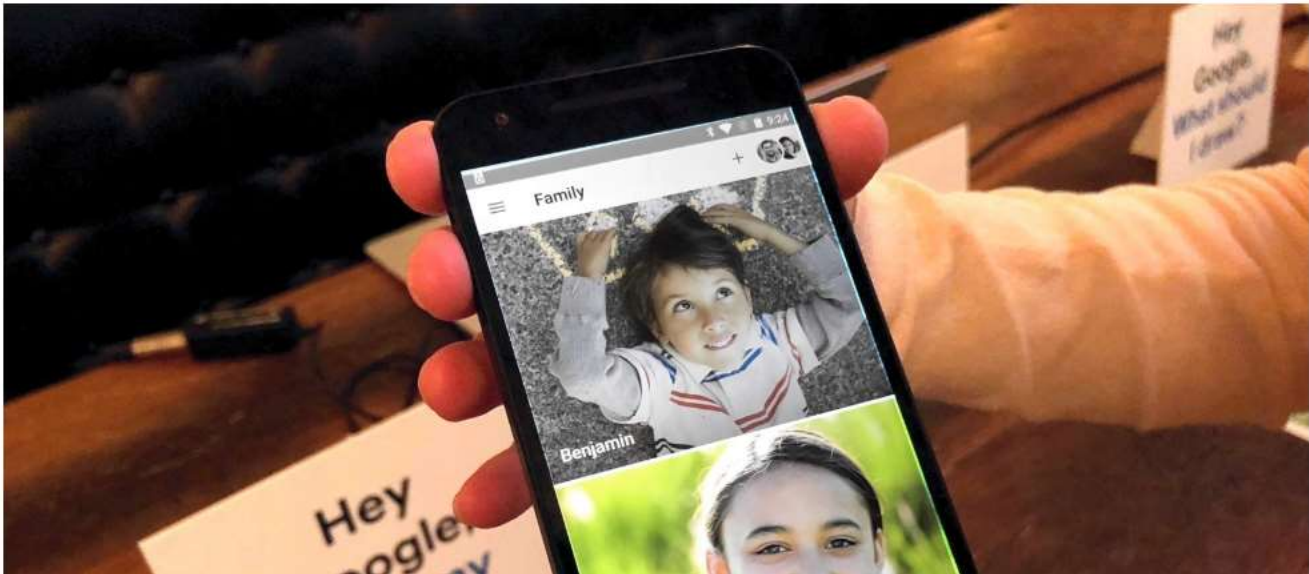
It's also rolling out to most countries.



Devindra Hardawar, @devindra  
09.18.18 in Personal Computing

1  
Comments

128  
Shares





# Too much screen time? New phone controls for you and kids

By: By Anick Jesdanun The Associated Press Sep 20, 2018 Updated Sep 20, 2018



NEW YORK • Apple and Google want to help you spend less time on their phones — really. Like that time you checked Facebook at 3 a.m. Stats don't lie.

Suggested Ages	<8 years old	8-11 years old	11-14 years old	14-18 years old
<b>Content Filtering</b>	Required w/ dual wireless networks for different levels of filtering	Required: on router & recommend dual wireless network for different levels of filtering (#2 on back page)	Required: filter on wireless router so every device is covered	Required: on wireless router so every device is covered
<b>Computer/Tablet</b>	Shared w/ password access	Shared w/o password access No cellular data internet; replace browser	Shared w/o password access No cellular data internet; replace browser	Individual devices & computer. No cellular data internet
<b>Mobile Phone</b>	Not recommended*	"Dumb" phone only or no cellular data	"Dumb" phone only or no cellular data	Smartphone; replace browser
<b>Email &amp; Social Media</b>	Block w/ content filtering	Email w/ supervision Block w/ content filtering School driven social media w/ supervision	Email w/ supervision (no snooping; build trust). Documented social media & email accounts.	Email w/ supervision (no snooping; build trust). Documented social media & email accounts.
<b>Gaming Consoles, Smart TVs, &amp; other internet devices</b>	Non-internet games OK. Internet-enabled games not recommended.	Your discretion; public area; monitoring usage. Age appropriate games. Minimal online gameplay. Review online "friends".	Your discretion; public area; monitoring usage. Age appropriate games. Minimal online gameplay. Review online "friends".	Your discretion; public area; monitoring usage. Age appropriate games. Minimal online gameplay. Review online "friends".
<p><b>Goal: Introduce kid(s) to the internet, its usefulness &amp; drawbacks; ensure working &amp; secure content filtering; work 1-on-1 to build trust &amp; have fun together.</b></p> <p><input type="checkbox"/> <b><u>Content Filtering required (e.g. Disney Circle or OpenDNS)</u></b></p> <p><input type="checkbox"/> Computer is shared in common area of the house with password; only to be used with parents' permission; do not give the password to your kid(s); access is a privilege.</p> <p><input type="checkbox"/> Recommend a shared home phone. Low-cost option is a VoIP phone (e.g. MagicJack or Ooma) to have a "home" number or "landline". Allows kid(s) to learn how to speak on the phone and a number to provide family where they can reach kid(s). Also best practice to give this number to businesses to minimize junk mobile phone calls.</p> <p><input type="checkbox"/> No individual internet devices; computer, phone, or tablet, etc.</p> <p><input type="checkbox"/> Recommend all internet-enabled devices have a pass code/password before use (e.g. gaming console, Smart TV).</p>				
<p><b>Goal: Giving kid(s) a personal device while keeping safe controls in place. Build trust &amp; balanced usage habits. "Social Contract" on privileges, responsibility, &amp; consequences.</b></p> <p><input type="checkbox"/> <b><u>Not recommended to give a device with cellular data internet access</u></b>; e.g. iPhone, Android phone, Tablet w/ cellular data. Recommend iOS-devices (Apple) due to ease of parental controls</p> <p><input type="checkbox"/> If a phone is required, it's a "dumb" or has no cellular data.</p> <p><input type="checkbox"/> Enable parental controls restricting installing &amp; removing apps, remove browser (e.g. Chrome, Safari), and install K9.</p> <p><input type="checkbox"/> Parents link iTunes/Android accounts</p> <p><input type="checkbox"/> Do not fall for the "promotions" AT&amp;T, Verizon, T-Mobile, etc. want to lock you into a smartphone for "free". No cellular data.</p> <p><input type="checkbox"/> Disable "home" local wireless off hours (e.g. between 11pm-6am). No internet-enabled devices in bedrooms or at the dinner table; use primarily in public areas in the home.</p>				
<p><b>Goal: Have continual healthy dialogue about benefits &amp; dangers in Technology. Establish mutual accountability.</b></p> <p><input type="checkbox"/> Explain issuing a "dumb" phone (even though all their friends have cellular data on their smartphones), explain why a filtered browser is necessary.</p> <p><input type="checkbox"/> Expanded internet access to include social media. All accounts to be provided to parents. Lots &amp; lots of conversation around appropriate use &amp; the privacy controls in place (e.g. FB).</p> <p><input type="checkbox"/> "Documented social media accounts" does not mean you as the parent should be snooping; it is only a way to build implied accountability. E.g. on monthly basis sit down together on the shared laptop, login with your documented account information, check browser history, and discuss what is on their Facebook feed. Be open with your computer use; e.g. jointly review your browser history.</p>				
<p><b>Goal: Build upon the prior stage &amp; have your kid(s) understand the responsibility that comes with cellular data and an individual computer. Help them develop a plan to manage the challenges of Technology use at college/on-their-own.</b></p> <p><input type="checkbox"/> Big step into an individual smartphone with cellular data.</p> <p><input type="checkbox"/> Recommend iPhone (iOS) following the same security &amp; filtering steps as before with iOS devices.</p> <p><input type="checkbox"/> For cellular data devices, additional filtering required. Limit cellular data devices due to complexity of filtering.</p> <p><input type="checkbox"/> Keep the conversation going...</p>				



# Home Internet

1. Your home internet connection is the foundation of internet safety for your family.
2. By filtering traffic on your router you can protect all devices in the home (except cellular data).

# Secure Home Internet: Replace your router!



1. **Commercially supported** content filtered routers/devices (in preferred order):
  1. [Netgear Router w/ Disney Circle Support](#) (~\$125)
  2. [KoalaSafe](#) (\$99)
  3. Disney Circle Standalone (\$99)
2. Custom router setup to enforce [OpenDNS Family Filter](#) (\$25+)




## Managing screen time and content has never been easier

Circle on NETGEAR routers work together to create a simple solution to manage your family time online.



## Circle subscriptions





# Mobile Phone & Cell Data

1. With cellular data (mobile internet) content filtering and managing access becomes **significantly** more difficult.
2. The recommendation is to use **flip phones** or smart phones with no cellular data to force those devices to use your home router (when at home).
3. [Mobicip](#) is a technical solution for cellular data iOS and Android devices. **Our recommendation is to focus on the heart around appropriate use and responsibility.**



CSL

SAMSUNG

htc  
smart mobility

LG



Sony Ericsson



HUAWEI

acer



MOTOROLA

Google

# What about school devices?

iPads & Chromebooks for a 2<sup>nd</sup> graders?

Anticipate a tension with education

1. School Districts are trying to lower costs by standardizing technology and requiring it.
2. **Get involved** with your school and teachers; are devices filtered when they go home?





# Get informed

1. Specific app & devices:

[Protect Young Eyes](#)

2. [parentingtechnology.org](https://parentingtechnology.org)

3. Get a router!



## DEVICES

Click the boxes below for details on how to install filtering and monitoring controls on most gadgets.



AMAZON ECHO



ANDROID



APPLE IOS



CHROMEBOOK



GOOGLE HOME



KINDLE FIRE HD



LAPTOP (MAC)



LAPTOP (PC)



NINTENDO 3DS



NINTENDO SWITCH



PLAYSTATION 4 (INCLUDING VR)



SMART TV'S



WII U



WIRELESS ROUTER



XBOX ONE



Protect Young Eyes wants to keep kids and teens safe from the dangers lurking on portable, internet-ready devices.

CONTACT US

711

#### STAY UP TO DATE

Sign up here to receive our Tech Tidbits. To say thank you, we'll send you our popular Home Internet Safety Quiz!

Enter email address

SUBSCRIBE

#### LATEST FROM OUR BLOG

[Should My Kid Have an Internet-Enabled Smartwatch?](#)  
April 10, 2018

[Singapore's Electronic Media Safety Council's Top Smartphone Apps](#)  
April 2, 2018

[Southwest Airlines' New Device](#)

#### QUICK LINKS

[The Quiz](#)

[Our Blog](#)





















[App Store](#)

[Google Play Store and Amazon](#)

[About Us](#)

## APP RISKS

Below you will find risk profiles written for many of the apps used by kids today. While reading, please remember a few "laws" of internet safety: (1) there's no such thing as privacy in any app, (2) any app that allows people to upload content is always going to have a very dark side, and (3) any app that is difficult to monitor will have greater risk of abuse by teens.

			
AFTER SCHOOL Social Networking	AMEND APP Social Networking	ASK FM Social Networking	BITMOJI Social Networking
			
DOWN Lifestyle	EPISODE APP Games	FACEBOOK Social Networking	FACEBOOK MESSENGER Instant Messenger
			
FACEBOOK MESSENGER KIDS Social Networking	FLIPAGRAM Social Networking	FRIENDO Social Networking	GIPHY Photo/Video Sharing
			
GOOGLE ARTS & CULTURE Lifestyle	GOOGLE HANGOUTS Instant Messenger	GROUPME TEXT MESSAGING APP Social Networking	HOODED CHAT STORIES Lifestyle
			
HOT OR NOT Lifestyle, Social Networking	HOUSEPARTY Social Networking	INSTAGRAM Social Networking	JOTT Instant Messenger, Social Networking

## MDW

Technology, Engineering, Life

Search ...

### RECENT POSTS

Poor Performing Wi-Fi (Slow) after upgrading to Windows 10 Creators Update (1703 or 1709)

DSM Windows 10 Creators Update (1703) Error: 0x800081f

Windows Server 2008 2012 DHCP Reservations MAC addresses MUST be lowercase!

Permanently removing Windows printers that keeps coming back

Search results aren't quite ready yet, but we're working on getting them together. Try back in a few minutes.

### PAGES

Sitemap

### RECENT COMMENTS

MDW on Group Policy Preferences + Preference Item-Level Targeting + Security Groups = One Big Mess

MDW on Seafie HTTPS Install on Windows Server 2012 R2, Step-by-Step

Robert on Group Policy Preferences + Preference Item-Level Targeting + Security Groups = One Big Mess

TechNuzgul on Seafie HTTPS Install on Windows Server 2012 R2, Step-by-Step

MDW on Bypassing "This program cannot run under VMWare or Virtual PC"

### ARCHIVES

October 2017

## Technology for Families – Part 1: Guidance for Parents

Part 1 is a "technology parenting" overview. [Part 2](#) is the technical "horsepower" and resource for securing your home internet connection. Securing your router is a foundation of Part 1 and, in my professional opinion, a best practice for anyone using the internet.

I am passionate about my faith, my family, and Technology. This post combines all three. Even if you do not believe in Jesus as Christ, hopefully the concepts and technical information apply to all parents.

### Backstory

Over the past five years, I consulted and built a close relationship with a high-profile, local bank executive. He shared with me the struggle of raising two teenagers and the challenge Technology has been specifically for his son. Porn, inappropriate apps, excessive video games, etc. We reviewed options, put a technical and practical plan in place, and I got to see secondhand how knowledge today's teens are with technology. His son promptly attempted, unsuccessfully, an [iPhone restore](#) and hard reset his Xbox 360. You get the idea.

After having individually consulted over 100 families, it is clear: parents are completely over-matched for today's Technology with their kids. Parents with good intentions need better tools and a boost in knowledge. To test my message, I presented this material and conducted a follow-up technical workshop at our church: [Calvary Church](#), with the counseling pastor. It confirmed the need: over 80 parents and 40 routers were issued to protect families. Here is the material.

### Overview PowerPoint

First and foremost, as a parent, the focus must be on their hearts, minds, and your relationship with them. The technical aspects are to provide "guardrails" and support parenting. Please [browse the PowerPoint](#) (or via [pdf](#)).

#### Context for our time today

- **The target is the heart**, that our kids will love God and others well. Only heart change will keep our kids committed to purity when we are not around.
- **Ongoing conversations are key.**
- There are **guidelines and recommendations** for parents to consider as they make their choices for their own family.

### Parent Technology Matrix

A visual to effective "technology parenting" is matrix that guides parents at each age on how to interact with technology. As mentioned, this is based on Christian values, but I believe it applies to all families looking to be proactive and deliberate on implementing technology in the home. Again, this matrix is a guide. Here is the [source Word .docx](#) (or via [pdf](#)).



# Action Items:

1. Target is the heart!
2. Get informed.
3. Take action; inaction is a decision to let others make decisions



**Discussion  
& Questions?**

